



### Applications

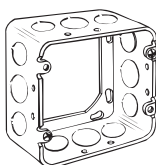
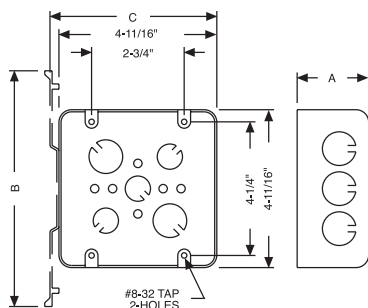
- Extension rings provide a means for adding additional cubic capacity or as an outlet box for surface conduit
- Covers are used to close an outlet box
- Raised device covers are used for mounting switches or receptacles

### Product Feature

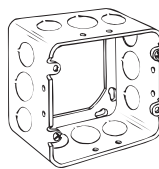
- Angled mounting slots compensate up to 12° for box misalignment

### Compliances

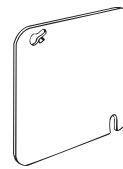
-  – File E195978
-  – File LR-1082



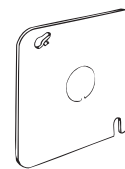
250



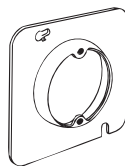
262



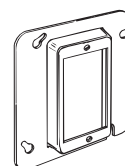
832, 8832



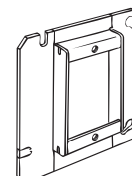
833, 8833-5



829, 835



837-839, 842-843



898-899

### ORDERING INFORMATION - DIMENSIONS

4-11/16" SQUARE EXTENSION - 1-1/2" DEEP - DRAWN WITH CONDUIT KO'S - 29.5 CUBIC INCHES					
CATALOG NUMBER	DESCRIPTION BRACKET & SETBACK	KNOCKOUTS		STD PKG.	UPC BAR CODE
		SIDES COND.	BOTTOM COND.		
250	—	8-1/2", 4-3/4"	—	25	—

4-11/16" SQUARE EXTENSION - 2-1/8" DEEP - DRAWN WITH CONDUIT KO'S - 43.0 CUBIC INCHES					
CATALOG NUMBER	DESCRIPTION BRACKET & SETBACK	KNOCKOUTS		STD PKG.	UPC BAR CODE
		SIDES COND.	BOTTOM COND.		
262	—	8-1/2", 4-3/4"	—	25	

4-11/16" SQUARE COVERS						
CATALOG NUMBER	DESCRIPTION	CU. IN.	STD. PKG.	UPC BAR CODE	MAX. RECOMMENDED SUPPORT LOADS	
					CEILING FAN (DYNAMIC) LBS.	FIXTURE (STATIC) LBS.
832	Flat, blank	—	50	—	No	No
8832	Flat, blank	—	50		No	No
833	Flat, 1/2" KO centered	—	50		No	No
829	Raised 1/2", open, ears 2-3/4" O.C.	3.0	25	—	No	50
835	Raised 5/8", open, ears 2-3/4" O.C.	4.0	25	—	No	50
8833-5	Flat, 1/2" KO centered	—	50*		No	No

\*5 Bundles of 10

4-11/16" SQUARE COMBINATION DEVICE AND TILE COVERS - SINGLE DEVICE				
CATALOG NUMBER	DESCRIPTION	CU. IN.	STD. PKG.	UPC BAR CODE
837	Raised 1/2"	3.5	25	—
843	Raised 5/8"	4.5	25	—
838	Raised 3/4"	5.5	25	—
839	Raised 1"	7.5	25	—
842	Raised 1-1/4"	9.5	25	—
898	Raised 1-1/2"	11.0	20	—
899	Raised 2"	16.0	20	—

DIMENSIONS			
CATALOG NUMBER	A	B	C
250	1-1/2"	—	—
262	2-1/8"	—	—