



**Class I, Div. 1 & 2, Groups B,C,D  
Class I, Zones 1 & 2, Groups IIB+ H2, IIA  
Class II, Div. 1 & 2, Groups E,F,G  
Class III  
NEMA 3, 4, 4X, 7(B,C,D) 9(E,F,G)**

**UL** #UL698& #UL1203 - Explosion Proof and Dust Ignition Proof Electrical Equipment. Files #E83969 & E12379

**SP** #C22.2 No. 30-M1986 - Explosion Proof Enclosure for use in Class I Hazardous Locations. File #LR11716

**FEATURES-SPECIFICATIONS**

**Applications**

EXP-NFD and EXB-FDS Series hinged cover disconnect switches are used:

- In locations made hazardous due to the presence of flammable gasses or vapors or ignitable dusts, fibers and flyings.
- Outdoors or indoors in damp, wet and dirty locations, or in areas where frequent washdowns, heavy rain or water spray routinely occurs.
- Use as motor circuit disconnect and to provide short circuit protection (fused version) of lighting and power circuits.

**Features**

- Copper-free aluminum construction, high strength, lighter in weight and corrosion resistant.
- Fewer cover bolts (no corner bolts required) reduces installation and maintenance time. Cover bolts are stainless steel.
- Gasketed flange with O-ring located in side bolt circle to seal out moisture.
- Stainless steel hinges are standard.
- Switch operating handle of copper-free aluminum can be padlocked, with up to 3 locks, in either the "ON" or "OFF" position.
- Ductile mounting lugs adjust to irregular mounting surfaces.
- Bodies have top and bottom drilled and tapped conduit entrances for power and drain/breather.
- **ABB** Switches are used on all 30 to 400 Ampere assemblies.
- For Horsepower Ratings and Dimensions, see page DE10.
- Disconnect Switches suitable for type 'J' fuses only.

EXB-NFD NON FUSED DISCONNECT SWITCHES				
CATALOG NUMBER	SWITCH RATING	TYPE	CONDUITS top/bot.	WIRE SIZE
EXB-NFD-0303P	30	3 Pole	(1) 2" (1) 1/2"	#14-4
EXB-NFD-0306P	30	6 Pole	(2) 2" (1) 1/2"	#14-4
EXB-NFD-0303PDT	30	3P Double Throw	(2) 2" (1) 1/2"	#14-4
EXB-NFD-0603P	60	3 Pole	(1) 2" (1) 1/2"	#14-4
EXB-NFD-0606P	60	6 Pole	(2) 2" (1) 1/2"	#14-4
EXB-NFD-0603PDT	60	3P Double Throw	(2) 2" (1) 1/2"	#14-4
EXB-NFD-1003P	100	3 Pole	(1) 2" (1) 1/2"	#8- 1/0
EXB-NFD-1006P	100	6 Pole	(2) 2" (1) 1/2"	#8-1/0
EXB-NFD-1003PDT	100	3P Double Throw	(2) 2" (1) 1/2"	#8-1/0
EXB-NFD-2003P	200	3 Pole	(1) 3" (1) 1/2"	#4-300MCM
EXB-NFD-4003P	400	3 Pole	(2) 3" (1) 1/2"	#2-600MCM

EXB-FDS FUSED DISCONNECT SWITCHES (Type J Fuses)				
CATALOG NUMBER	SWITCH RATING	TYPE	CONDUITS top/bot.	WIRE SIZE
EXB-FDS-0303P	30	3 Pole	(1) 2" (1) 1/2"	#14-4
EXB-FDS-0603P	60	3 Pole	(1) 2" (1) 1/2"	#14-4
EXB-FDS-1003P	100	3 Pole	(1) 2" (1) 1/2"	#14-2/0
EXB-FDS-2003P	200	3 Pole	(1) 3" (1) 1/2"	#4-300MCM
EXB-FDS-4003P	400	3 Pole	(2) 3" (1) 1/2"	#2-600MCM

**Standard Materials/Finish**

- Enclosures: Copper-free aluminum (less than 4/10 of 1% copper content)
- Hinges and Cover Bolts: Stainless steel
- Aluminum lacquer paint finish

**Electrical Rating Ranges**

- 600 VAC
- 30, 60, 100, 200 and 400 Amp

**Consult Factory for special conduit layouts and ATEX requirements**

MODIFICATIONS	
SUFFIX NUMBER	DESCRIPTION
KIT-251	100 amp ground lug
KIT-252	225 amp ground lug
SU3*	Drain/Breather install NEMA 7CD
SU3B*	Drain/Breather install NEMA 7BCD
SU9	Special Paint Finish
4P	4th pole 30, 60, 100A - 3 pole only*
A	1 NC+1NO Auxiliary
AA	2 NC+2NO Auxiliary


*NOTE: The installation of a Drain & Breather will void the NEMA 4-4X ratings of enclosure.  
\*non-fused*




DE

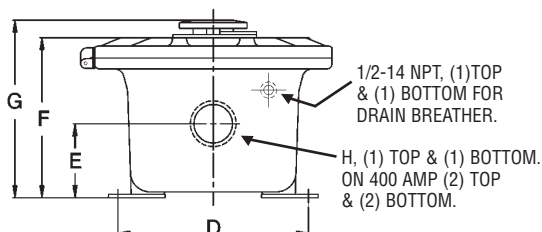
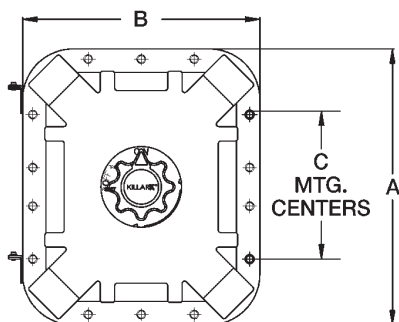


**Class I, Div. 1 & 2, Groups B,C,D**  
**Class I, Zones 1 & 2, Groups IIB+ H2, IIA**  
**Class II, Div. 1 & 2, Groups E,F,G**  
**Class III**  
**NEMA 3, 4, 4X, 7(B,C,D) 9(E,F,G)**

 #UL698& #UL1203 - Explosion Proof and Dust Ignition Proof Electrical Equipment.  
 Files #E83969 & E12379

 #C22.2 No. 30-M1986 - Explosion Proof Enclosure for use in Class I Hazardous Locations. File #LR11716

### FEATURES-SPECIFICATIONS



EXB-NFD ELECTRICAL RATINGS					
SWITCH AMPERES	MAXIMUM HORSEPOWER - THREE PHASE-3 POLE				
	200-208 VAC	240 VAC	480 VAC	600 VAC	230 VAC
30	10	10	20	30	1
60	20	20	40	40	10
100	25	30	50	50	20
200	60	75	150	200	75
400	100	125	250	350	150

EXB-FDS ELECTRICAL RATINGS					
SWITCH AMPERES	MAXIMUM HORSEPOWER - THREE PHASE-3 POLE				
	200-208 VAC	240 VAC	480 VAC	600 VAC	230 VDC
30	5.75	7.5	15	20	7.5
60	15	15	30	50	20
100	25	30	50	60	50
200	50	60	125	150	60
400	100/125	125	250	350	150

EXB-NFD DIMENSIONS									
AMP RATING	BASIC ENCLOSURE	A	B	C	D	E	F	G	CONDUIT SIZE H
30/60	EXB-886 N34 SU1	12-5/16	12-5/16	6	9-7/8	3-13/16	8-1/8	9-7/16	2"
100	EXB-8106 N34 SU1	14-5/16	12-5/16	8	9-7/8	3-7/8	8-5/16	9-5/8	2"
200	EXB-12248 N34 SU1	28-3/8	16-3/8	18-7/8	14-15/16	5-3/8	11-5/16	12-5/8	3"
400	EXB-12368 N34 SU1	41-1/4	17-1/4	31	15	5-3/16	11-3/8	12-11/16	(2) 3"

EXB-FDS DIMENSIONS									
AMP RATING	BASIC ENCLOSURE	A	B	C	D	E	F	G	CONDUIT SIZE H
30	EXB-8106 N34 SU1	14-5/16	12-5/16	8	9-7/8	3-7/8	8-15/16	9-5/8	2"
60	EXB-10108 N34 SU1	15-1/4	15-1/4	14-15/16	12-15/16	5-1/16	10-15/16	12-1/4	2"
100	EXB-12188 N34 SU1	22-3/8	16-3/8	12-7/8	14-15/16	5-3/8	11-1/16	12-3/8	2"
200	EXB-12248 N34 SU1	28-3/8	16-3/8	18-7/8	14-15/16	5-3/8	11-15/16	13-3/8	3"
400	EXB-183610 N34 SU1	40-3/8	22-3/8	31-1/2	21-1/4	14-3/8	14-3/8	16-1/2	(2) 3"

